


METRO ATLANTA MOTHERS MILK ALLIANCE MAMMA

THE GOOD, BAD, AND DIFFERENT ABOUT
MILK SHARING

WELCOME

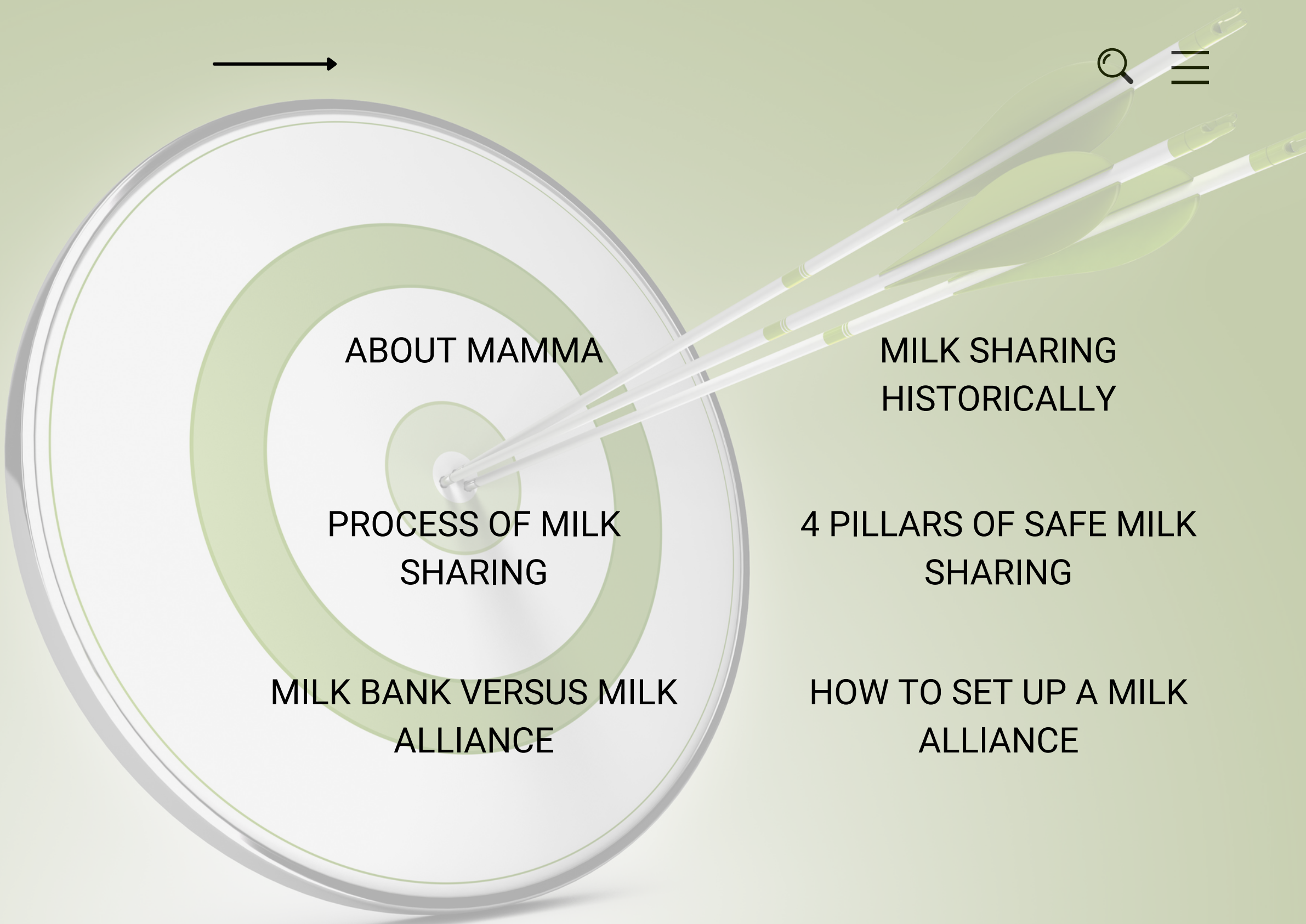


DISCLOSURES

Kiana Ayers has no financial interests or relationships to disclose

OBJECTIVES

INCREASE PARTICIPANTS KNOWLEDGE
ABOUT MILK SHARING AND THE
DIFFERENCES BETWEEN MILK ALLIANCES
AND MILK BANKS



MAMMA BOARD MEMBERS

Mamma Board members consist of IBCLCs and doulas. We are all committed to making milk sharing more accessible and connecting families to quality lactation care.



ANGELA ORENCZAK



ATALYA RAJAN



GABRIELLE JONES



YOLANDA AKINS



LESLIE OWENS



STACY ANN LOUIE



KIANA AYERS



MILK SHARING HISTORICALLY

ANCIENT EGYPT GREECE AND ROME

SLAVERY AND MILK SHARING

CURRENT STATE MILK SHARING

MADISON AREA MILK SHARING ALLIANCE

ANCIENT MILK SHARING

MODERN HX MILK SHARING

WIDE VARIETY

EXAMPLE OF MILK ALLIANCE

- EGYPT
- GREECE
- ROME



- WET NURSING
- LAWS AND POLICIES
- FORMULA FEEDING

TODAY




- MOTHER TO MOTHER
- INTERNET MILK SHARING
- MILK ALLIANCE
- CONSIDERATIONS



- ESTABLISHED IN 2006
- 501C3 NON PROFIT
- FUNDING SOURCES






MAMMA- PAST

- MAMMA was born out of the concern for milk shortages for newborns in Metro Atlanta Georgia
- In May 2022, out-of-stock rates on store shelves hit 70% at their height
- Families couldn't access milk they knew was safe or best for their babies
- Kiana Ayers and Christie Coursey (Breastfeed Atlanta) began brainstorming ways to provide safe donor breast milk sharing





MAMMA- PRESENT

- Meeting weekly with the current board in early 2023
- Milk collection and distribution started in August 2023
- First Open House in February of 2024
- Weekly board meetings and weekly policy and procedure meetings
- Actively seeking volunteers for a variety of roles
- Partnered with Emory medical student and researcher to assist with data collection





MAMMA- FUTURE

- Streamlined Processes
- Collaboration with MedMilk
- Mobile Milk Movers
- Consistent Funding Sources
- Ability to pair with lactation consultants and provide hours for aspiring IBCLCs
- NICU support groups or partner with existing ones



The Four Pillars of Safe Breastmilk Sharing

By implementing these four, easy steps, babies can have safe and direct access to donor milk.



Informed Choice

- Understanding the options, including the risks and benefits, of all infant and child feeding methods.
- Know thy source



Donor Screening

- Donor self-exclusion for, or declaration of medical/social concerns
- Communication about lifestyle and habits
- Screening for HIV I&II, HTLV, HBV, HCV, Syphilis, and Rubella



Safe Handling

- Inspecting and keeping skin, hands, and equipment clean
- Properly handling, storing, transporting, and shipping breastmilk



Home Pasteurization

- Heat-treating milk to address infectious pathogens
- Informed choice of raw milk when all donor criteria are met

The Four Pillars are useful to parents, pediatricians, midwives, lactation consultants, and those active in birth and parenting communities

eatsonfeets.org

HOLDER PASTEURIZATION AT HOME



- 1 Place milk in glass milk bottles or canning jars. Fill only four-fifths full to allow for expansion of milk when heated



- 2 Place the bottles or jars on a rack inside a large canner. Fill the canner with warm water until the water level is slightly above the milk level in the jars.



- 3 Start heating. Stir the milk in each container with a long-handled spoon to achieve uniform distribution of the heat. Monitor the temperature with an accurate, metal-stem thermometer. As the temperature approaches 145°F, stop stirring, and loosely cover all jars but one with lids. Cover the remaining jar with aluminum foil. Punch a hole in the center of the foil and insert the thermometer.



- 4 Continue heating until the temperature is 145°F or slightly above. Adjust the heat to maintain the temperature at 145°F for 30 minutes. If at any time the temperature drops below 145°F, reheat and hold at 145°F or above for 30 minutes.




- 5 After 30 minutes, gradually replace the hot water with cold water to cool the milk. If this is not done gradually, the bottles or jars may break.



- 6 Continue cooling until the milk temperature is 80°F or less. At this temperature, ice water can be used for cooling. Cool milk to 40°F or colder. Tighten the covers and store in the refrigerator at 40°F or colder until used.

from Ohio State University

eatsonfeets.org



Eats On Feets


- Established in 2010
- Four Pillars of Safe Milk Sharing
- Holder Pasteurization at Home
- www.eatsonfeets.org

MILK BANK VERSUS MILK ALLIANCE

MILK ALLIANCE




- Donors Are Screened
- Donors Get Lab Work
- Donors Milk Is Pasteurized
- Milk is distributed to medically fragile babies
- Recipients can purchase milk
- Milk is given to preemie babies
- Recipients are encouraged to home pasteurize
-
-



MILK BANK



CURRENT STATE PROCESS



DONOR PROCESS

- Request via website
- Donor Screening Completed
- Labs requested & reviewed
- Arrange for milk delivery

RECIPIENT PROCESS

- Request via website
- Recipient screen completed
- Consent forms signed
- Arrange for milk pickup

FREEZER SITES AND MANAGEMENT

- Monthly Freezer log
- Freezers with specific temp requirements
- Freezer trainings
- Master freezer log



MATCH WITH LACTATION CONSULTANT

- Protect and provide own milk
- Limitations due to funding
- Potential for clinical hours

MILK RECIPIENT TIERS

- NEWBORN BABY WITH
- BREASTFEEDING PARENT PROVIDING OWN MILK
- ABLE TO PROVIDE SOME MILK BUT NEED SUPPLEMENTATION
- UNABLE TO PROVIDE ANY MILK AT ALL, RELIANT ON DONOR MILK
- **MILK NOT PROVIDED TO BABIES CURRENTLY INPATIENT IN NICU OR PRETERM BABIES**





Current

Stats



30

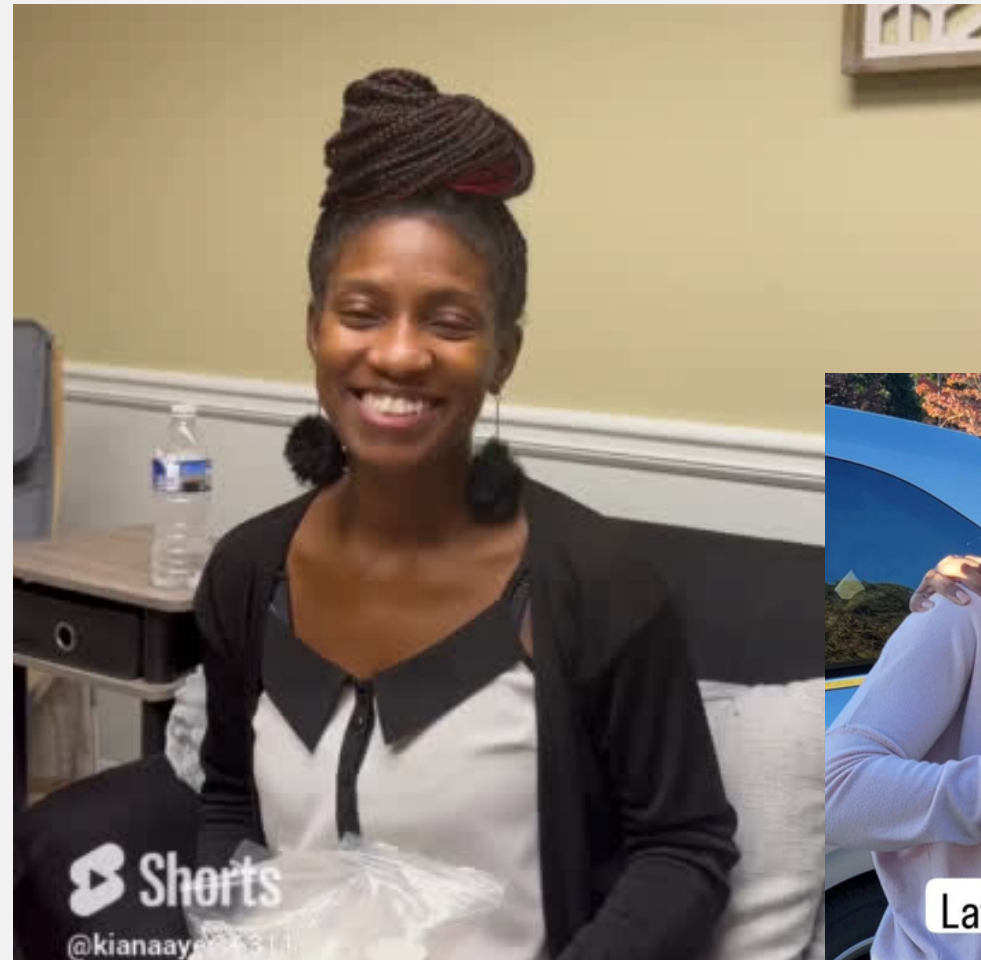
RECIPIENTS

- Primarily those who need temporary supplementation while working on breastfeeding/latching
- Multiple Gestation
- Emergency with parent

10


DONORS

- Parents of NICU graduates
- Oversupply
- Desire to know how milk is used



Success Stories

- Able to transfer milk via a mobile milk mover
- Twins with formula intolerance
- Hospitalized mom helped secure an electric breast pump and facilitate ongoing pumping
- Helped new breastfeeding client secure lactation. She never used donor milk but got help to give her own milk
- Mother was very ill postpartum, given Lasix and needed a little donor milk



Creating a Milk Alliance




- Understand the type of milk sharing your community desires
- Multi-disciplinary team with dedicated roles
- Expect large time commitment and no compensation

QUESTIONS





CONTACT US




MAMMA@READYSETPUSH.ORG

470-420-8132

@MAMMA_ATL

**DONATE by texting the word
MAMMA to 844-844-6844**



Thank you for joining us today.