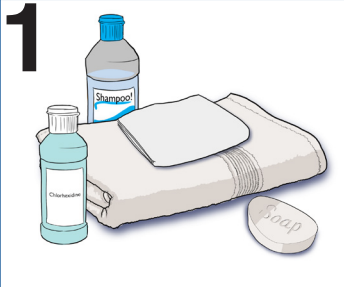
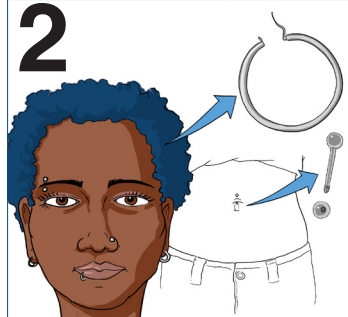


These instructions will help keep you from getting a surgical infection, which can cause you to have to have another surgery. **If you are allergic to Chlorhexidine, talk to your doctor** about alternative showering instructions.



You will need a clean cloth, a clean towel, your normal shower soaps, and the Chlorhexidine wash.



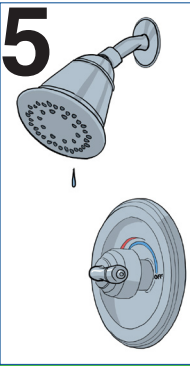
Remove all jewelry and body piercings. Leave them off until after your surgery.



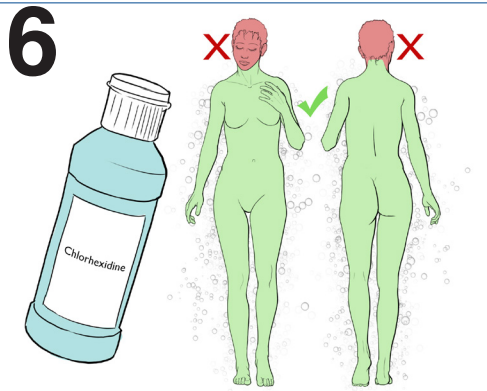
Set aside the clean cloth. Wash your face and body and shampoo your hair as you normally would.




Rinse shampoo and soap completely from your hair and body.



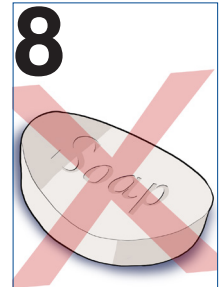
Turn off the water.



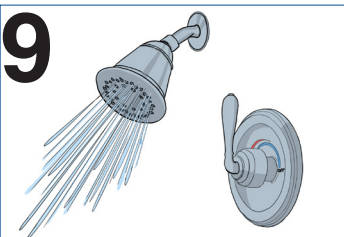
From your **neck down**, apply just enough Chlorhexidine soap to cover your body. Avoid getting this soap in your eyes or ears.



Using your clean cloth, gently scrub the Chlorhexidine soap in small circles from your neck down to your toes, for a full five minutes.



Do **NOT** bathe with regular soap from now until after your surgery.



Turn the water back on and let the water gently rinse the Chlorhexidine from your body.



Get out of the shower and pat dry with a clean towel.



Do not use any deodorants, perfumes, colognes, powders, or lotions until after your surgery.



It is best to sleep in clean bedding and to shower this way the morning of surgery.

