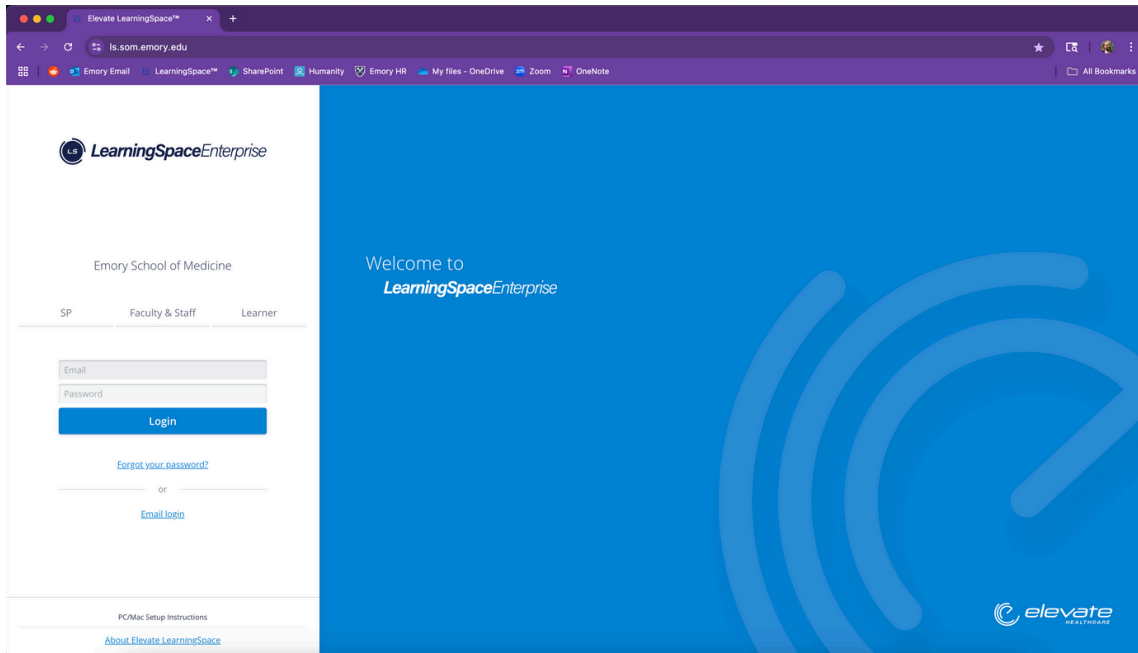


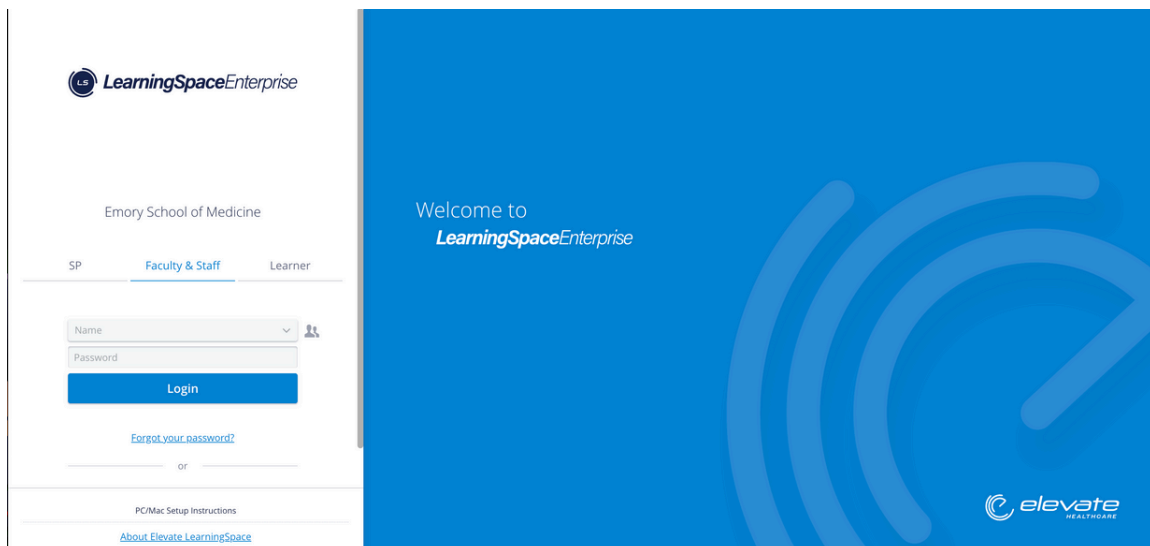
LearningSpace Login for Faculty

1.) Navigate to ls.som.emory.edu to reach the login screen

(If you are not on campus, you will need to connect to Emory's VPN in order to reach the website)

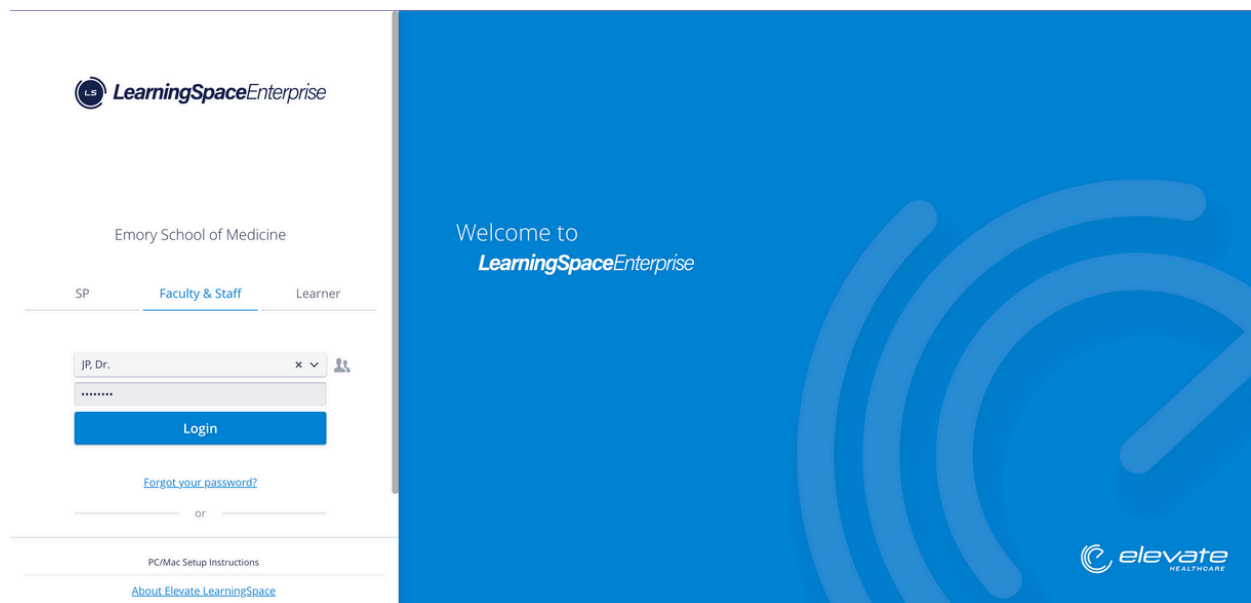


2.) Click the “Faculty & Staff” button above the email line, and begin typing your name into the drop-down menu to narrow yourself out of the list of users

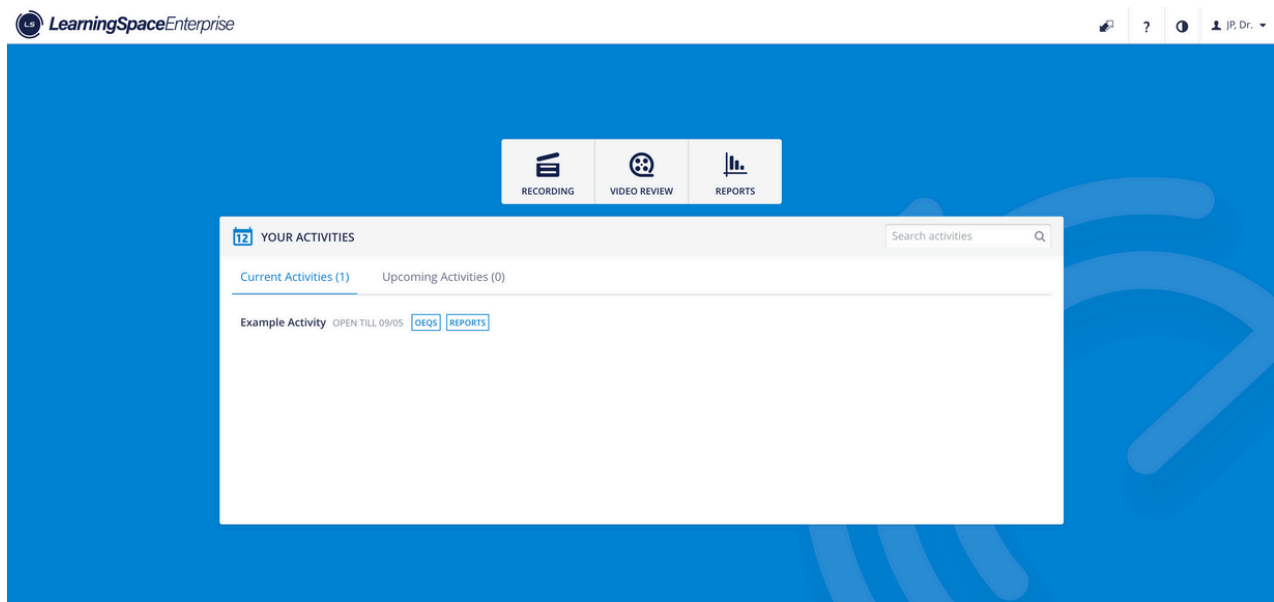


3.) Input your password to login

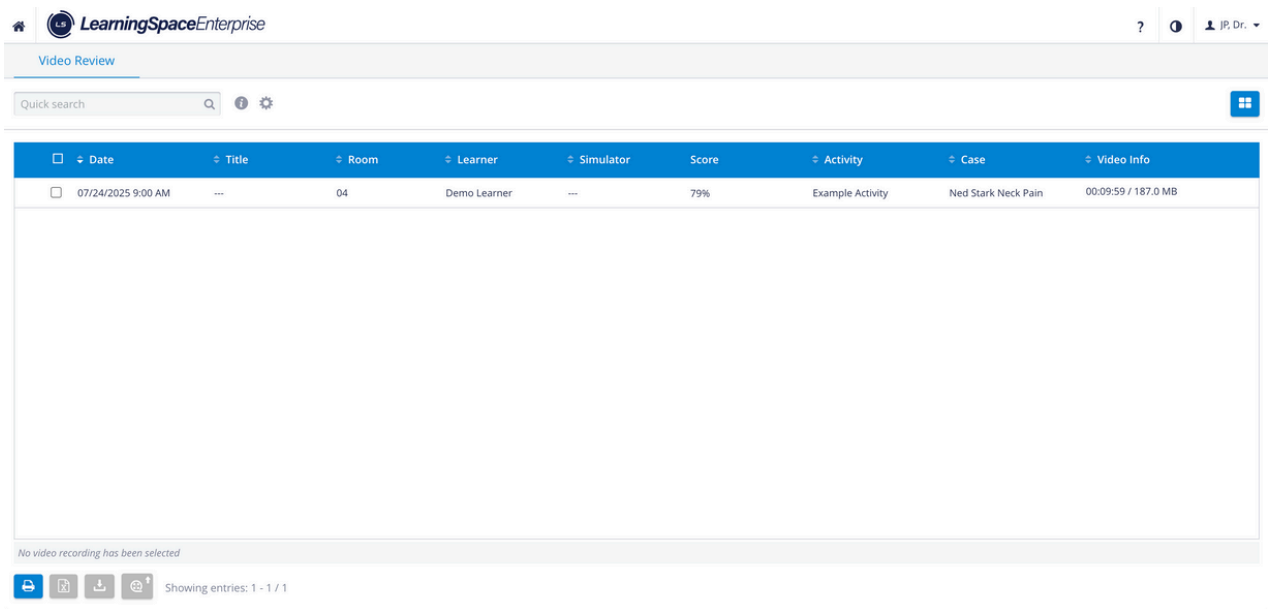
(If you do not know/remember your password, reach out to the HSEC Educator associated with your event or Adam Bailey for a reset)



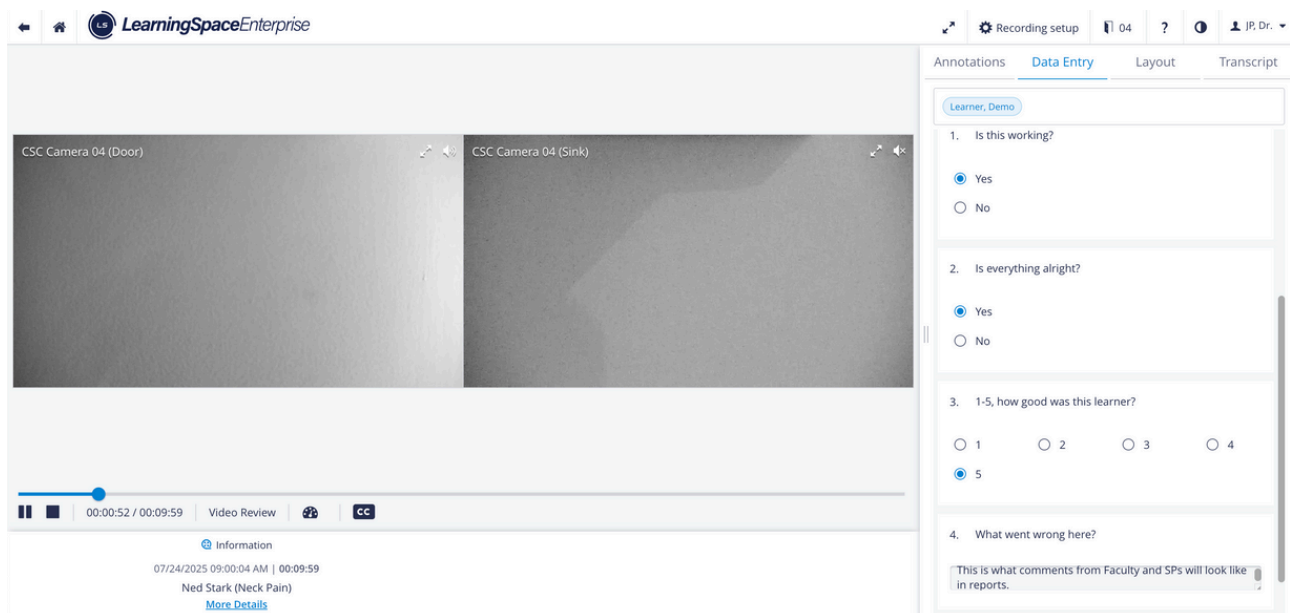
4.) Once logged in, you will see your dashboard page, populated by any open activities you have access to grade or review reports for; for basic data entry, click the Video Review button at the top of the dashboard page



4a.) You will be taken to a menu of all available learner encounters available for you to view and grade; using the Activity and Case columns to confirm you are opening the desired encounter, click on the learner's name to open the video for review



4b.) When the video review page opens, the video will automatically begin playing. Data entry can be found in the column on the right-hand side of the page; if it does not automatically load with the page, just click the Data Entry tab above that right-hand column.



5.) If you are looking to grade learner data entry from a write-up associated with your activity, click the OEQS button beside the activity name on your dashboard.



12

YOUR ACTIVITIES

Search activities

Current Activities (1)

Upcoming Activities (0)

Example Activity

OPEN TILL 09/05

OEQS

REPORTS

5a.) You will be taken to an initial OEQS menu; here, click the Learners button near the top to select it instead of the Questions tab you begin on.

LearningSpaceEnterprise

JP, Dr.

Open-Ended Questions

Scoring

Activity: Example Activity

Case: Ned Stark (Neck Pain)

Part: Post-Encounter Learner

Questions

Learners

Hide scored learner(s)

Step 2 CS Patient Note

(Containing 7 questions)

Score (1)

5b.) On the Learners tab, click the Score button to the right of the learner you are looking to grade.

LearningSpaceEnterprise

Open-Ended Questions > Scoring

Activity: Example Activity Case: Ned Stark (Neck Pain) Part: Post-Encounter Learner

Questions Learners

Search Learners... Hide scored learner(s)

Learners	Scored Responses / All Responses / All Questions
#1	0/7/7 Score

5c.) You will be taken to the individual learner's write up, broken down into specific prompts they were asked to respond to; to the right you will find a miniature checklist to grade the selected response. Make your selection(s) and click Submit at the bottom to submit your grading for that individual item.

LearningSpaceEnterprise

Open-Ended Questions > Scoring

Learners (Scored Responses / All Responses / All Questions) Case: Ned Stark (Neck Pain)

Learners	Responses	Scoring								
#1 (0/7/7)	<p>Response</p> <p>09/04/2025 09:08:49 AM</p> <p>HISTORY: Describe the history you just obtained from this patient. Include only infor... VIEW MORE > zdgasdbfsbfsbwrhwsrhwshsaw</p> <p>PHYSICAL EXAMINATION: Describe any positive and negative findings relevant to this... VIEW MORE > sdgsdrhsdgsadfrhshnewrsgdfrshshsfnsfhn</p> <p>Diagnosis #1 asdbd</p> <table border="1"> <thead> <tr> <th>History Finding(s)</th> <th>Physical Exam Finding(s)</th> </tr> </thead> <tbody> <tr> <td>sdfghndfxgmnd</td> <td>rtjrsgdgsgr</td> </tr> <tr> <td>srthjsrgjsfg</td> <td>aethsdths</td> </tr> <tr> <td>srthjsrgjsry</td> <td>sdghsrth</td> </tr> </tbody> </table> <p>Diagnosis #2 agdf</p>	History Finding(s)	Physical Exam Finding(s)	sdfghndfxgmnd	rtjrsgdgsgr	srthjsrgjsfg	aethsdths	srthjsrgjsry	sdghsrth	<p>COPY: Problem Representation</p> <p>1. Problem Representation</p> <p><input type="radio"/> 2. Well organized, concise (1-3 sentences) problem representation which includes key data (pertinent positives, negatives) from the H&P to support the clearly stated most likely diagnosis.</p> <p><input type="radio"/> 1. Summary statement is missing key elements, includes extraneous information, uses lay terminology, or is poorly organized but still synthesizes data, supports and includes the student's most likely diagnosis</p> <p><input type="radio"/> 0. Information is not synthesized and presented in the form of a problem representation and/or student does not commit to the most likely diagnosis</p> <p>Comment</p> <p>Submit Skip</p>
History Finding(s)	Physical Exam Finding(s)									
sdfghndfxgmnd	rtjrsgdgsgr									
srthjsrgjsfg	aethsdths									
srthjsrgjsry	sdghsrth									

5d.) LearningSpace will mark individual items you have scored. If clicking submit does not automatically advance you to the next gradable item, simply click on the item itself. You will know you have finished grading a learner's write-up when every individual response is marked as scored.

LearningSpaceEnterprise

Open-Ended Questions > Scoring

Learners (Scored Responses / All Responses / All Questions)

#1 (1/7/7)

Responses Case: Ned Stark (Neck Pain)

09/04/2025 09:08:49 AM

(SCORED) - HISTORY: Describe the history you just obtained from this patient. Inclu...
VIEW MORE >

zdgasdbfsbfbwrhwsrshswhsaw

PHYSICAL EXAMINATION: Describe any positive and negative findings relevant to this...
VIEW MORE >

sdgsdrhsdgsadfrnerhsdhnnewsdgdfrshshsfnsfn

Diagnosis #1

asdbd

History Finding(s)	Physical Exam Finding(s)
sdfghndfxgmnd	rtjrsgjsgr
srthjsrgjsfg	aethsdths
srthjsrgjsry	sdghsrth

Diagnosis #2

agdf

Scoring

COPY: Differential Diagnosis

1. Differential Diagnosis

☐ 2. Reasonable differential diagnosis, with the most likely diagnosis listed first

☐ 1. Reasonable list with most likely not listed first, OR most likely listed first with other, unreasonable, diagnoses included.

☐ 0. Most likely diagnosis is not listed at all, OR no diagnoses listed.

Comment

Comments

Submit Skip

6.) To view reports for a given activity, click the Reports button beside the activity name you want to view (do NOT use the Reports button near the top).

LearningSpaceEnterprise

RECORDING VIDEO REVIEW REPORTS

12 YOUR ACTIVITIES

Search activities

Current Activities (1) Upcoming Activities (0)

Example Activity OPEN TILL 09/05

DEQS REPORTS

6a.) Within the reports menu for a given activity, you will find all available reports for that activity; some activities will have slightly different options, but unless otherwise directed, you will want to click the Preset Reports tab near the top-left of the page.

LearningSpaceEnterprise

Responses Scores Preset Reports

CASE: Select Case...

ACTIVITIES: Example Activity Select Activity... Remove All

GROUPS: All Learners Who Have a Record Select Learner Group...

No records.

6b.) The Preset Reports menu will require you to make sure you have the appropriate Case and Learner selected for some of the reports to become available, such as the Individual Checklist report.

LearningSpaceEnterprise

Responses Scores Preset Reports

ACTIVITY: Example Activity x

CASE: Ned Stark x

LEARNER: [x] Learner, Demo x

Un-Evaluated Open-ended Questions!
Evaluate answers to open-ended questions

GROUP PERFORMANCE	INDIVIDUAL PERFORMANCE	TEST ACTIVITY MANAGEMENT
Case Item Analysis	Individual Checklist	SP Performance Assessment
Score Distribution	Incorrect / Not Done	SP Training Review
Group Performance Review	Comments Report	SP Performance Review
Group Performance Review By Section	Performance Matrix	FON Performance Review
	Grade Report	Activity Input Review
	Preliminary Results Report / Skill Report	Reports Review
	Educational Prescription Report	Mean Daily Performance

6c.) When selected, the Individual Checklist report will show you all of the data entry from the learner, SP, and faculty for a specific encounter. The report will load everything on one page, but the drop down menu can be used to isolate a specific checklist/submission for that encounter.

(to return from this report, click the indicated back button within the LearningSpace page; the browser's back button will cause the website to log you out)

LearningSpaceEnterprise

?

JP, Dr.

Individual Checklist

Activity: Example Activity - Case: Ned Stark (Neck Pain)

Student: Demo Learner - SP: Blair Underwood

Print

Parts:

Records:

✓ All

SP

Post-Encounter Learner

Faculty Observation and Narrative

SP

Checklist Practice (Prac)

1. How would you say you feel about this orientation so far?	(x) 5 - AWESOME! This is a BLAST!
	() 4 - This is pretty legit. In fact, there is small dance party inside me right now.
	() 3 - Meh. It's okay.
	() 2 - AWESOME! This is a BLAST! (sarcastically)
	() 1 - I plead the 5th.
	[x] Hot Fudge Brownies
	[] Homemade Chocolate Chip cookies
	[] Key Lime Pie

If you have any trouble with the above steps, or need any kind of assistance operating within LearningSpace, please reach out to Adam Bailey at abail24@emory.edu