

Grady Overflow Parking Information

Designated resident and fellow parking is located in the Piedmont Parking Deck. Overflow parking locations once Piedmont is full: Butler Parking Deck, then Correll Parking, then Summerhill.

Location: Summerhill lot - Georgia State Stadium

Summerhill B Parking Lot serves as an offsite parking location. It is located at the corner of Fulton Street and Capital Avenue, with the entrance on Fulton Street.

If you have been assigned parking on the Grady campus, you can access this lot free of charge. Shuttle service to and from the Summerhill B lot is available, running every 10 minutes from 5:30 AM to 8:30 PM, Monday through Friday (closed on weekends and Grady-observed holidays).

Q: What parking options are available to me as an Emory at Grady team member?

A: The parking structures available for Emory at Grady team members on the Grady campus include:

- Piedmont (employee lot only)
- Butler parking deck
- Correll parking deck
- Summerhill B parking lot (offsite)

As parking structures fill, Grady Public Safety officers will redirect you to alternative lots. You may also wish to consider other transportation options such as Marta, rideshare, carpool, etc.

Q: I have been assigned to the Piedmont parking deck. However, it is often full when I arrive. What should I do?

A: If the Piedmont deck reaches capacity, Public Safety officers will guide you to alternative parking, starting with the Butler parking deck, then the Correll parking deck.

Q: What time does the Correll parking deck close?


A: The Correll parking deck entrance closes at 5:30 PM from Monday to Friday, and the main lobby door closes at 7:00 PM. For after-hours access, please contact Grady Public Safety at (404) 616-5555.

Q: If I am redirected to Correll because the Piedmont deck is full, am I required to pay to enter or exit?

A: No, if you are working with or on behalf of Grady, you do not have to pay. An attendant will be available at the parking gate exit until 9:00 PM to record your name and allow you to exit free of charge. After 9:00 PM, please contact Public Safety at (404) 616-5555 for assistance with exiting. Note that the garage door exit for the Correll building (located off Gilmer Street) will automatically open as your vehicle approaches.

Q: Is there an offsite lot available with reliable transportation back to campus?

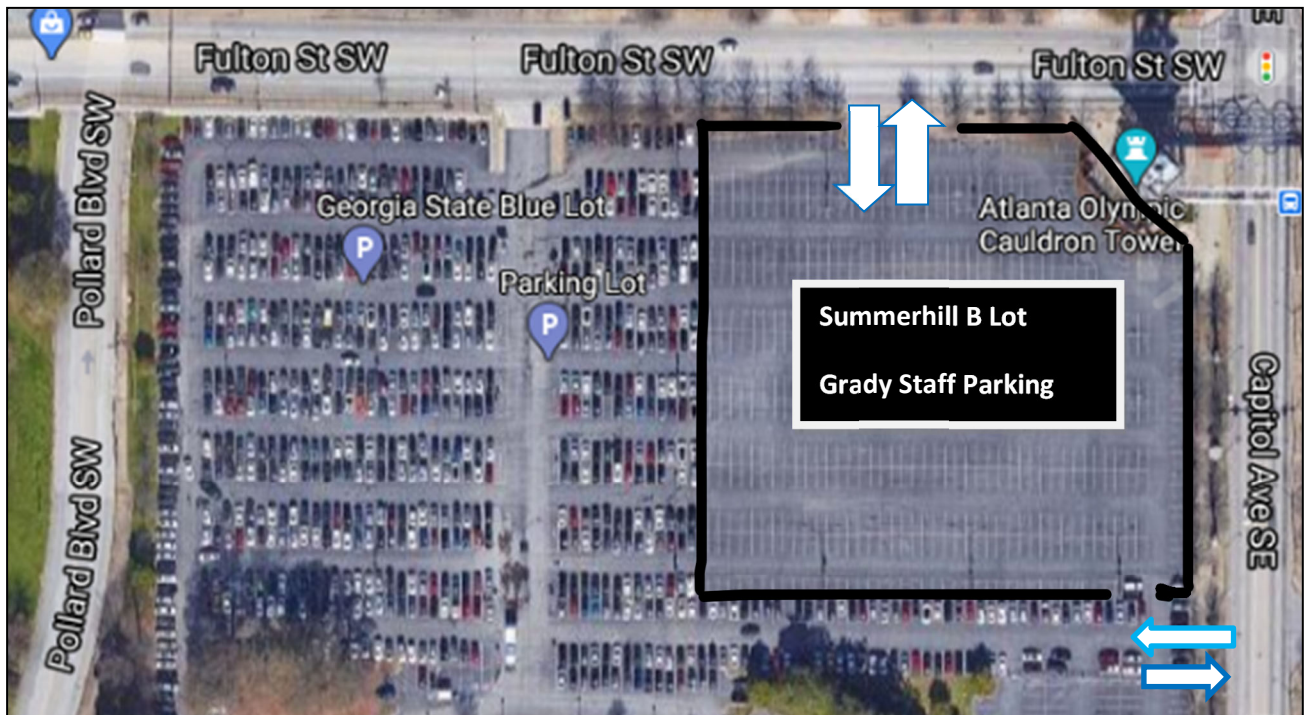
A: Yes, the Summerhill B Parking Lot serves as an offsite parking location. It is located at the corner of Fulton Street and Capital Avenue, with the entrance on Fulton Street. If you have been assigned parking on the Grady campus, you can access this lot free of charge. Shuttle service to and from the Summerhill B lot is available, running every 10 minutes from 5:30 AM to 8:30 PM, Monday through Friday (closed on weekends and Grady-observed holidays). Please refer to the attached document concerning the Summerhill B parking lot



Grady Staff Parking - Summerhill B Lot

CORNER OF FULTON STREET AND CAPITAL (NEAR 76 FULTON STREET)

Entrance and exit are located on Fulton Street



Corner of Fulton Street and Capital Avenue (Near 76 Fulton Street)

Lot hours - 5:15 AM – 8:30 PM Monday thru Friday- (Closed on Grady Observed Holidays)

From I85/75 SOUTH

- Take exit 246 toward Fulton St/ Central Ave/Ga State Univ
- Turn **RIGHT** on Fulton St.

From I85/75 NORTH

- Take exit 246 – Fulton St.
- On the exit ramp follow the signs to Fulton St. /Zoo Atlanta
- Turn **LEFT** onto Fulton St.


From I20 WEST

- Take exit 58A Capital Ave/ Downtown
- Turn **LEFT** onto Capital Ave
- Turn **RIGHT** onto Fulton St.

From I20 EAST

- Take exit 56B Windsor St. /Spring St. /Ted Turner Dr
- Keep **RIGHT** on Rawson St
- Turn **RIGHT** on Pryor St
- Turn **LEFT** on Fulton St.
- Lot is on the right.

Parkers assigned to the Summerhill B Lot that require parking when the lot is unavailable can park in Butler deck visitor parking on Jessie Hill Drive free of charge provided one the following requirements are met: entry time stamped on ticket is 5:30am or earlier, exiting the garage after 8:30pm or anytime on days the lot is closed. Parkers parking in Butler that do not meet one the above requirements will be charged the full parking fee due upon exiting.



Grady Staff Parking - Summerhill B Lot

CORNER OF FULTON STREET AND CAPITAL (NEAR 76 FULTON STREET)

Entrance and exit are located on Fulton Street

Shuttles Pick up and drop off on Jesse Hill JR Dr. Near Steiner Auditorium

The shuttle will run every ten (10) minutes during peak times (5:30am – 9am and 3pm – 6:00pm) and every twenty (20) minutes during off peak times.

Departs Fulton St.	Departs Jesse Hill Jr Dr.	Departs Fulton St	Departs Jesse Hill Jr. Dr.
5:30am	5:40am	2:00pm	2:10pm
5:40am	5:50am	2:20pm	2:30pm
5:50am	6:00am	2:40pm	2:50pm
6:00am	6:10am	3:00pm	3:00pm
6:10am	6:20am	3:10pm	3:10pm
6:20am	6:30am	3:20pm	3:20pm
6:30am	6:40am	3:30pm	3:30pm
6:40am	6:50am	3:40pm	3:40pm
6:50am	7:00am	3:50pm	3:50pm
7:00am	7:10am	4:00pm	4:00pm
7:10am	7:20am	4:10pm	4:10pm
7:20am	7:30am	4:20pm	4:20pm
7:30am	7:40am	4:30pm	4:30pm
7:40am	7:50am	4:40pm	4:40pm
7:50am	8:00am	4:50pm	4:50pm
8:00am	8:10am	5:00pm	5:00pm
8:10am	8:20am	5:10pm	5:10pm
8:20am	8:30am	5:20pm	5:20pm
8:30am	8:40am	5:30pm	5:30pm
8:40am	8:50am	5:40pm	5:40pm
8:50am		5:50pm	5:50pm
9:00am	9:10am	6:00pm	6:00pm
9:20am	9:30am	6:10pm	6:20pm
9:40am	9:50am	6:30pm	6:40pm
10:00am	10:10am	6:50pm	7:00pm
10:20am	10:30am	7:10pm	7:20pm
10:40am	10:50am	7:30pm	7:40pm
11:00am	11:10am	7:50pm	8:00pm
11:20am	11:30am	8:10pm	8:20pm
11:40am	11:50am		
12:00pm	12:10pm		
12:20pm	12:30pm		
12:40pm	12:50pm		
1:00pm	1:10pm		
1:20pm	1:30pm		
1:40pm	1:50pm		