

1. After registering, you should've received a Leadership Confirmation email. The email includes a link to the webinar. Please click the link.

Thank you for registering for "BIRCWH Leadership Series".

Please submit any questions to: bcopel3@emory.edu

Date Time: Apr 4, 2017 4:00 PM Eastern Time (US and Canada)

Join from a PC, Mac, iPad, iPhone or Android device:

Please click this URL to join. <https://zoom.us/j/644701704?tk=2M9RIAm1i5TzYNWgQ5Gt-R31ja6pFHwZxwzc23gAyxU.DQEAAAAAJm1eCBpmYWtITUZ0dEj1UnNSS0tZSWNoU0F1RVhhQQA>

Note: This link should not be shared with others; it is unique to you.

[Add to Calendar](#) [Add to Google Calendar](#) [Add to Yahoo Calendar](#)

Or iPhone one-tap (US Toll): +14086380968,644701704# or +16465588656,644701704#

Or Telephone:

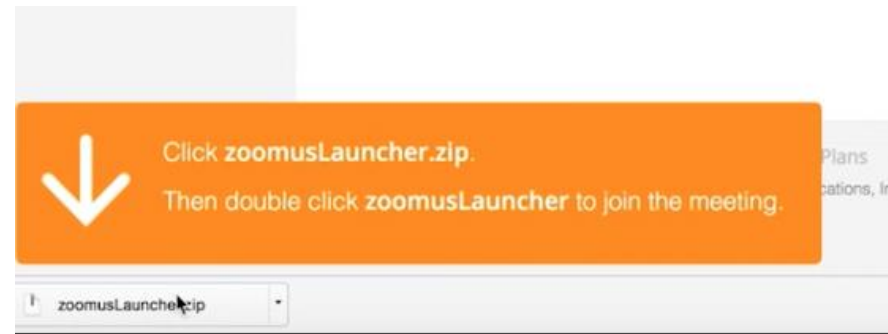
Dial: +1 408 638 0968 (US Toll) or +1 646 558 8656 (US Toll)

Webinar ID: 644 701 704

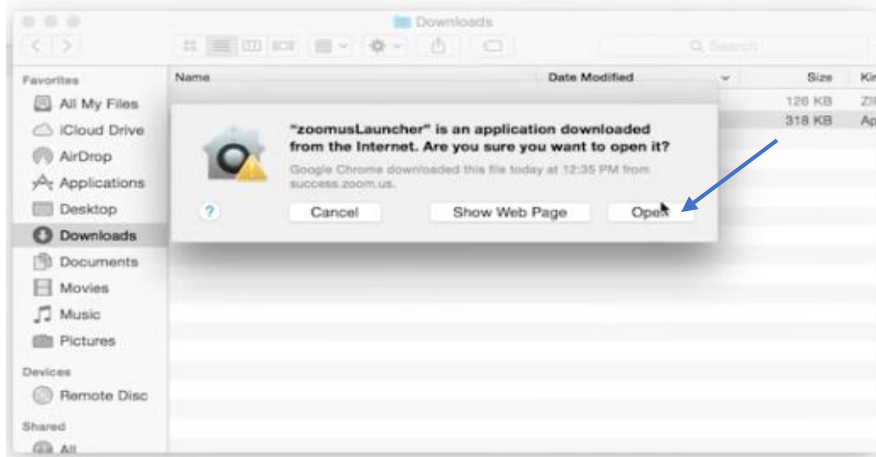
International numbers available: https://zoom.us/join?m=z4K_14fRugZXhQYFN855tXUFLV4OLIBT



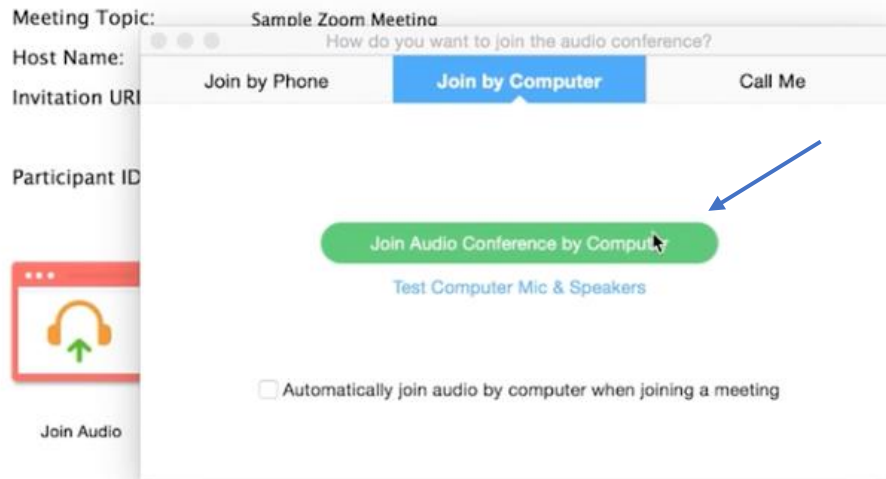
2. After clicking the link, you'll be prompted to download and run the "Zoom US Launcher Zip" file. You can download this file without administrative rights. Click on the "zoomusLauncher zip"



3. After clicking on the file, you will be able to install the launcher by clicking on “open.”






4. The ZOOM Meeting Window will appear. From here, you can connect your audio by clicking on the green “join audio conference by computer.”



5. To connect your video, click on the “start video” icon.

Meeting Topic:	Sample Zoom Meeting
Host Name:	Brendan Itelson
Invitation URL:	https://success.zoom.us/j/221189785 Copy URL
Participant ID:	35

 Join Audio <small>Computer Audio Connected</small>	 Share Screen	 Invite Others
--	---	--



video, simply select the video camera icon