

putting PPE **ON**



(ACE)



Coveralls

What You Need



N95 Respirator



Clean face shield

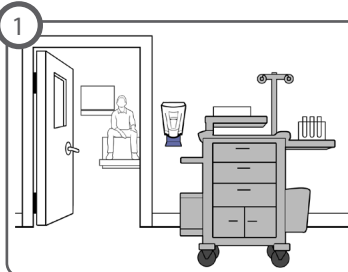


Inner gloves




Outer gloves

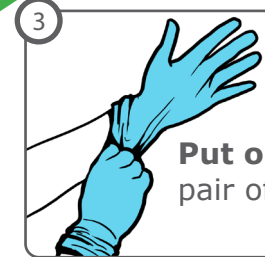
Coveralls + Gloves



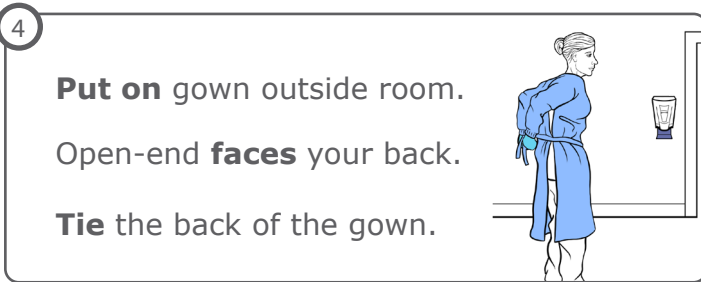
Batch work and plan ahead, having items available outside each patient room.



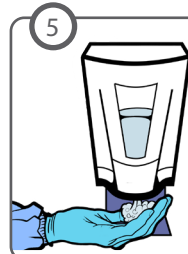
Sanitize hands.



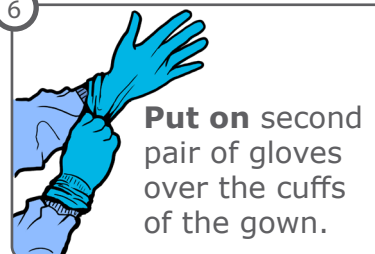
Put on first pair of gloves.



Put on gown outside room.
Open-end **faces** your back.
Tie the back of the gown.

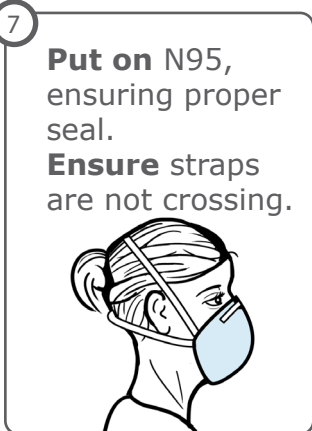


Sanitize gloves.



Put on second pair of gloves over the cuffs of the gown.

Respirator



Put on N95, ensuring proper seal.
Ensure straps are not crossing.

Place hands over the front of the N95. **Breathe** an easy deep breath in and out.
If you **feel** air escape the edges, **refit** and **repeat**.



Sanitize outer gloves.

Eyes + Entry



Put on face shield.

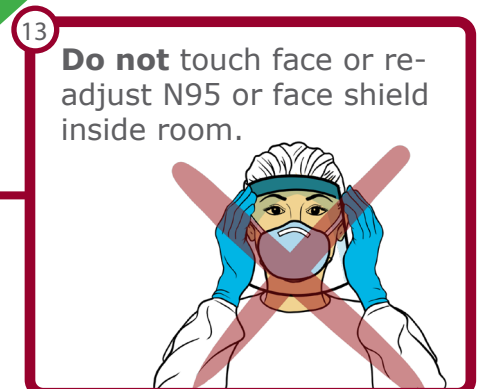


Sanitize outer gloves.



ENTER room

DO NOT enter the room if you do not achieve a proper respirator seal.



Do not touch face or re-adjust N95 or face shield inside room.