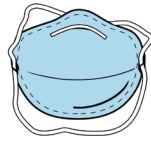


store your N95

What you need

View the PPE videos at med.emory.edu/PPE



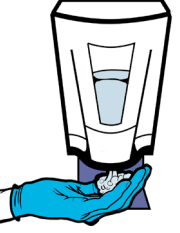
N95 Respirator




Paper storage bag with handles

Removal


1 **Sanitize** gloves.



2 **Pinch** bottom strap and **pull** far over head. **Do not** let straps touch your face.



3 **Pinch** top strap and **pull** far over head. **Do not** let straps touch your face as you **remove** the N95.



4 **Position** and hold N95 facedown.

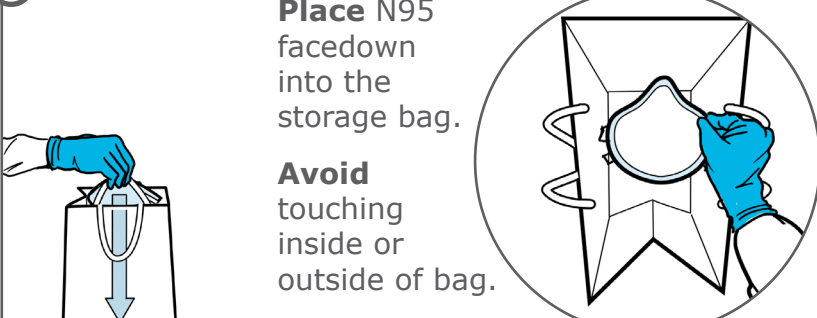


Storage

5 **Place** storage bag on clean, flat surface.



6 **Place** N95 facedown into the storage bag. **Avoid** touching inside or outside of bag.

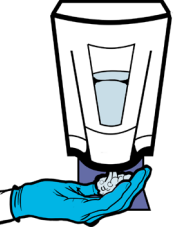


7 **Sanitize** gloves.

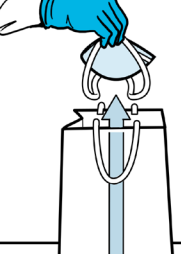


Retrieval


8 **Sanitize** gloves.



9 **Remove** N95 from the storage bag. **Avoid** touching inside or outside of bag.



10 **Put on** N95, ensuring proper seal. **Ensure** straps are not crossing.



11 **Sanitize** gloves.

