

putting PPE **ON**



What You Need



Coveralls

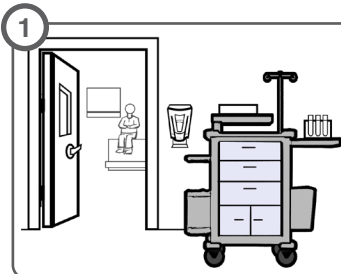
N95 Respirator

Clean face shield

Inner gloves

Outer gloves

Coveralls + Gloves



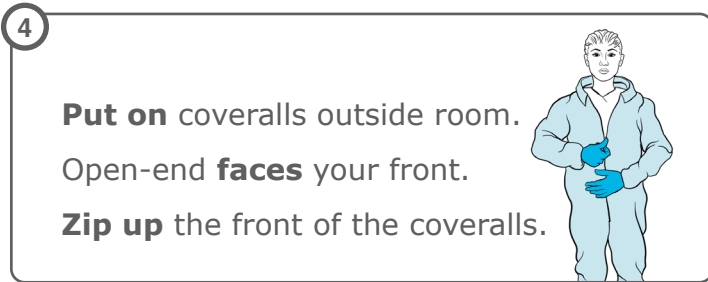
**Batch work** and **plan ahead**, having items available outside each patient room.



**Sanitize** hands.



**Put on** first pair of gloves.



**Put on** coveralls outside room. Open-end **faces** your front. **Zip up** the front of the coveralls.

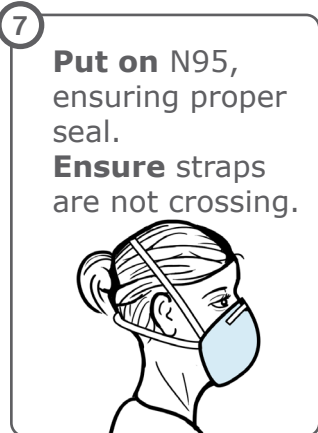


**Sanitize** gloves.

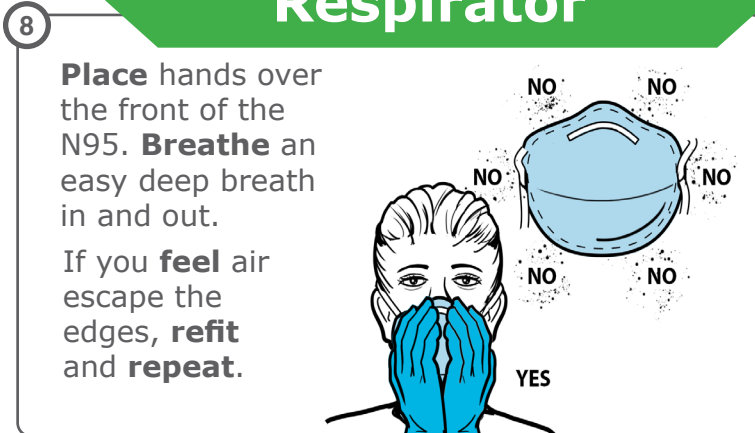


**Put on** second pair of gloves over the cuffs of the coveralls.

Respirator



**Put on** N95, ensuring proper seal. **Ensure** straps are not crossing.



**Place** hands over the front of the N95. **Breathe** an easy deep breath in and out. If you **feel** air escape the edges, **refit** and **repeat**.



**Sanitize** outer gloves.


Eyes + Entry



**Put on** face shield.

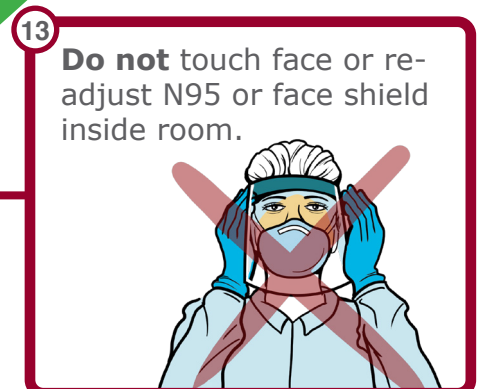


**Sanitize** outer gloves.



**ENTER** room

**DO NOT** enter the room if you do not achieve a proper respirator seal.



**Do not** touch face or re-adjust N95 or face shield inside room.