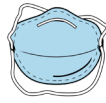


putting PPE ON 1/1



Contact gown



N95 respirator



Face shield



Gloves


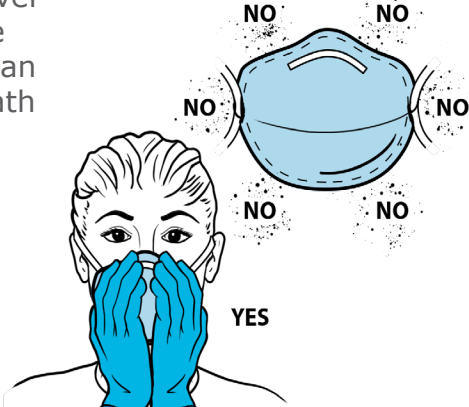
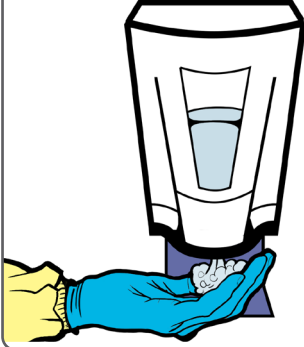
Gown, Gloves

- 1** Remove any personal items and jewelry and put in secure location, not in pockets.


- 2** If you already have a mask on:
 Sanitize hands.
 Remove mask.
 Store mask.
 Sanitize hands.
- 3** Put on contact gown outside room. Open-end **faces** your back. Tie the back of the gown.


- 4** Put on gloves over the cuffs of the gown.


N95

- 5** Put on N95, ensuring proper seal. Ensure straps are not crossing.

- 6** Place hands over the front of the N95. Breathe an easy deep breath in and out. If you feel air escape the edges, refit and repeat.

- 7** Sanitize gloves.


Face Shield, Entry

- 8** Put on face shield.

- 9** Sanitize gloves.

- 10** ENTER room

DO NOT enter the room if you do not achieve a proper respirator seal.
- 11** Do not touch face or re-adjust N95 or face shield inside room.






N95, face shield, contact gown, gloves

Gown, Gloves

- 1


Sanitize gloves.


- 2



Cross arms and **grip** gown on shoulders.

Pull and break gown in controlled fashion.
- 3

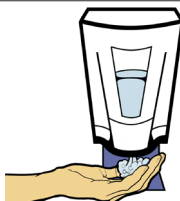


Roll the gown towards your hands.

Remove the gloves with the gown.

Dispose of gloves and gown.
- 4


Sanitize hands.



Exit

- 5

Exit operating room.





N95, face shield, contact gown, gloves

Gloves, Setup

After outer glove removal in the patient room, exit and...

1 **Put on** new gloves.

2 **Sanitize** gloves.

3 **Place** wipe on table.

N95

4 **Remove** eye wear and **place** on wipe. **Do not** touch face.

5 **Sanitize** gloves.

6 **Pinch** bottom strap and **pull** far over head. **Do not** let straps touch your face.

7 **Pinch** top strap and **pull** far over head. **Do not** let straps touch your face as you **remove** the N95.

8 **Store** N95.

9 **Sanitize** gloves.

10 **Put on** mask.

Face Shield

11 **Wipe** shield. **Sanitize** in the following order:

Back of shield. → Elastic band. → Foam band. → Front of shield.

12 **Place** shield in bag to dry.

13 **Wipe** table.

14 **Sanitize** gloves.

15 **Remove** gloves.

16 **Wash** hands with soap and water or **sanitize** hands.